



EcoPlus and EcoSlim Drawings and Charts (24PS HLG)

Wiring Diagrams:

EL001199 - Without Dimmer

EL001454 - With Lutron Dimmers

EL001423 - With Jung Dimmers

EL001455 - Lutron Dimmers with Multiple Power Systems

EL001447 - Jung Dimmers with Multiple Power Systems

For:

EP22 Series = EP22, EP22M, EP22G

EP24 Series = EP24, EP24M, EP24G

EP26 Series = EP26, EP26M, EP26G

EP34 Series = EP34, EP34M, EP34G

EP33 Series = EP33, EP33M, EP33G

EP36 Series = EP36, EP36M, EP36G

EP44 Series = EP44, EP44M, EP44G

EP46 Series = EP46, EP46M, EP46G

and EPCST Series

ES22 Series = ES22, ES22M, ES22G

ES24 Series = ES24, ES24M, ES24G

ES26 Series = ES26, ES26M, ES26G

ES33 Series = ES33, ES33M, ES33G

ES34 Series = ES34, ES34M, ES34G

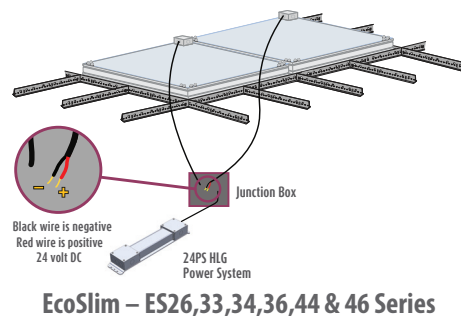
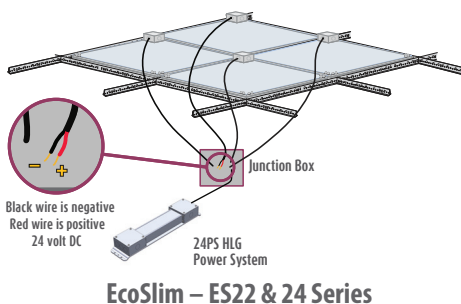
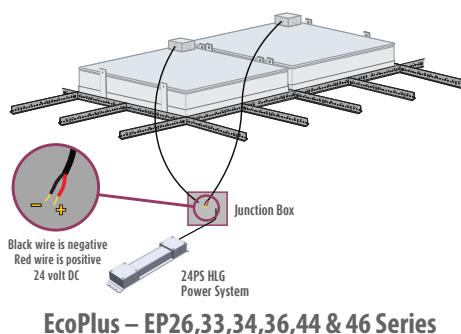
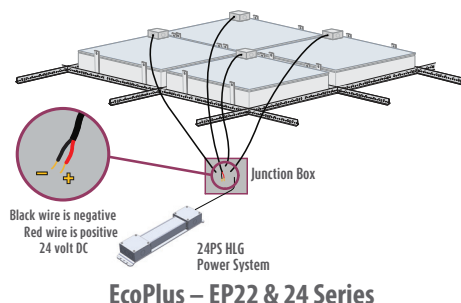
ES36 Series = ES36, ES36M, ES36G

ES44 Series = ES44, ES44M, ES44G

ES46 Series = ES46, ES46M, ES46G

and EPCST Series

Sky Factory 24PS HLG Power System Dimensions and Weights



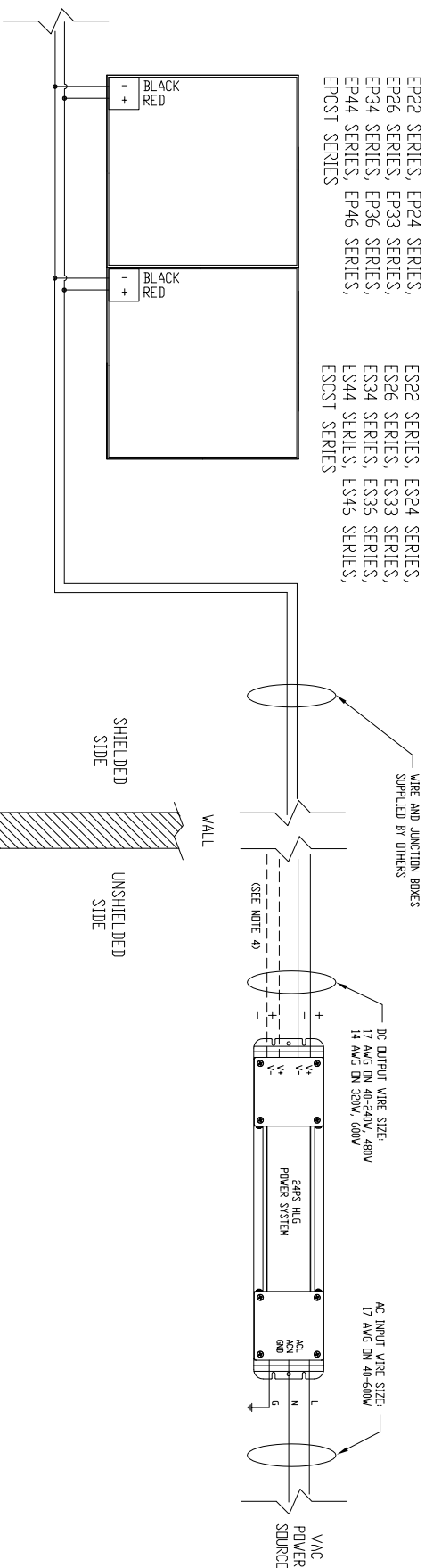
For technical support at any time during the installation, please call us **toll free at 866-759-3228**.

We want your installation to go as smoothly as possible. Thank you for choosing Sky Factory.

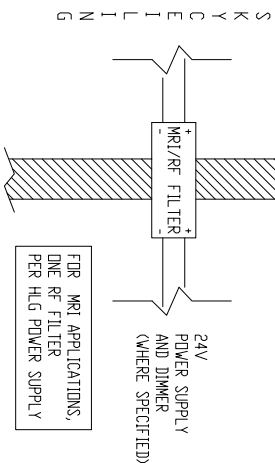
EP AND ES SERIES FIXTURES WITH 24PS HLG POWER SYSTEM NON-DIMMING OPTION

ECOPUS
EP22 SERIES, EP24 SERIES,
EP26 SERIES, EP33 SERIES,
EP34 SERIES, EP36 SERIES,
EP44 SERIES, EP46 SERIES,
EPCST SERIES

ECOSLM
ES22 SERIES, ES24 SERIES,
ES26 SERIES, ES33 SERIES,
ES34 SERIES, ES36 SERIES,
ES44 SERIES, ES46 SERIES,
ESCST SERIES



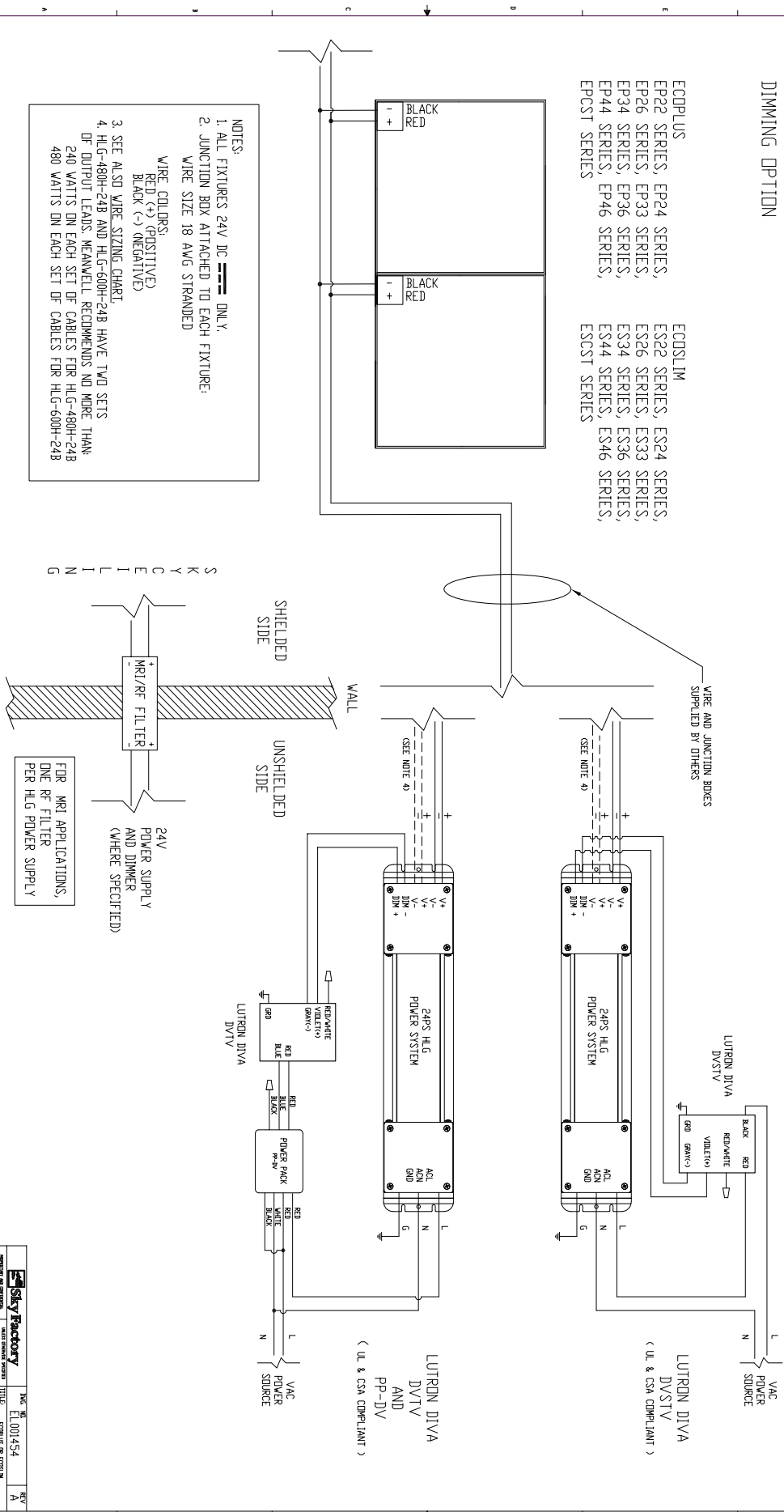
- NOTES:
1. ALL FIXTURES 24V DC ONLY.
2. JUNCTION BOX ATTACHED TO EACH FIXTURE:
WIRE SIZE 18 AWG STRANDED
WIRE COLORS:
RED (+) (POSITIVE)
BLACK (-) (NEGATIVE)
3. SEE ALSO WIRE SIZING CHART.
4. HLG-480H-24B AND HLG-600H-24B HAVE TWO SETS
OF OUTPUT LEADS. MEANWELL RECOMMENDS NO MORE THAN
240 WATTS ON EACH SET OF CABLES FOR HLG-480H-24B
480 WATTS ON EACH SET OF CABLES FOR HLG-600H-24B



Sky Factory		DOC. NO.	EL001199	REV.	1
REVISIONS		TITLE	24PS HLG POWER SYSTEM		
1	24PS HLG POWER SYSTEM	DATE	02/04/2020	BY	SKY
2	24PS HLG POWER SYSTEM	DATE	02/04/2020	BY	SKY
3	24PS HLG POWER SYSTEM	DATE	02/04/2020	BY	SKY
4	24PS HLG POWER SYSTEM	DATE	02/04/2020	BY	SKY
5	24PS HLG POWER SYSTEM	DATE	02/04/2020	BY	SKY
6	24PS HLG POWER SYSTEM	DATE	02/04/2020	BY	SKY
7	24PS HLG POWER SYSTEM	DATE	02/04/2020	BY	SKY
8	24PS HLG POWER SYSTEM	DATE	02/04/2020	BY	SKY
9	24PS HLG POWER SYSTEM	DATE	02/04/2020	BY	SKY
10	24PS HLG POWER SYSTEM	DATE	02/04/2020	BY	SKY

EP AND ES SERIES FIXTURES
WITH 24PS HLG POWER SYSTEM
DIMMING OPTION


ECOPUS	ECOSIM
EP22 SERIES, EP24 SERIES,	ES22 SERIES, ES24 SERIES,
EP26 SERIES, EP33 SERIES,	ES26 SERIES, ES33 SERIES,
EP34 SERIES, EP36 SERIES,	ES34 SERIES, ES36 SERIES,
EP44 SERIES, EP46 SERIES,	ES44 SERIES, ES46 SERIES,
EPST SERIES	ECST SERIES

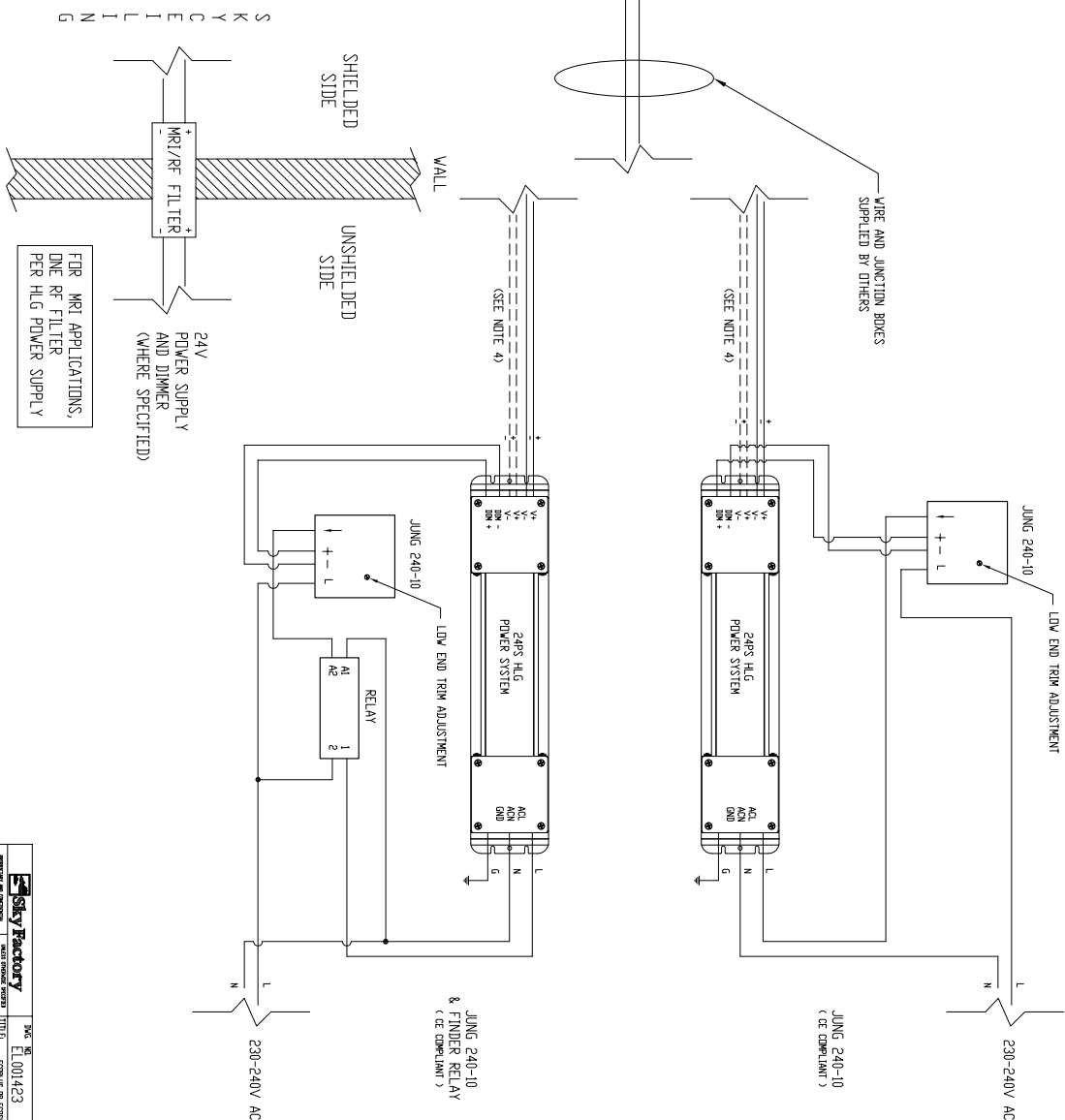


EP AND ES SERIES FIXTURES WITH 24PS HLG POWER SYSTEM DIMMING OPTION

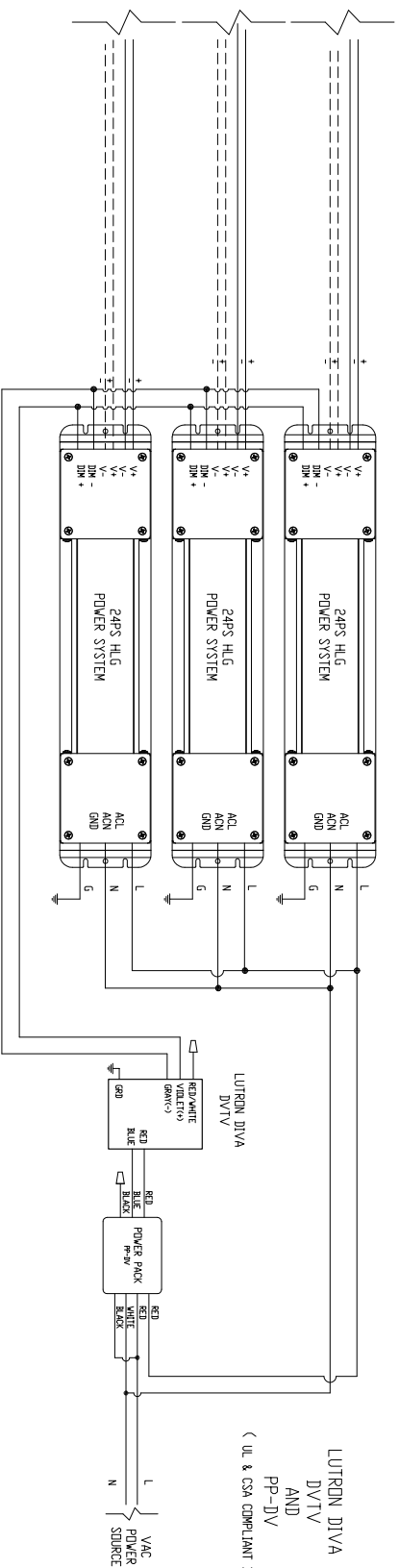
ECDPLUS
EP22 SERIES, EP24 SERIES,
EP26 SERIES, EP33 SERIES,
EP34 SERIES, EP36 SERIES,
EP44 SERIES, EP46 SERIES,
EPCST SERIES

ECDSLIM
ES22 SERIES, ES24 SERIES,
ES26 SERIES, ES33 SERIES,
ES34 SERIES, ES36 SERIES,
ES44 SERIES, ES46 SERIES,
ESCST SERIES

- NOTES:
1. ALL FIXTURES 24V DC  ONLY.
 2. JUNCTION BOX ATTACHED TO EACH FIXTURE:
WIRE SIZE 18 AWG STRANDED
 3. SEE ALSO WIRE SIZING CHART.
 4. HLG-480H-24B AND HLG-600H-24B HAVE TWO SETS
OF OUTPUT LEADS. MEANWELL RECOMMENDS NO MORE THAN
240 WATTS ON EACH SET OF CABLES FOR HLG-480H-24B
480 WATTS ON EACH SET OF CABLES FOR HLG-600H-24B
- WIRE COLORS:
RED (+) (POSITIVE)
BLACK (-) (NEGATIVE)



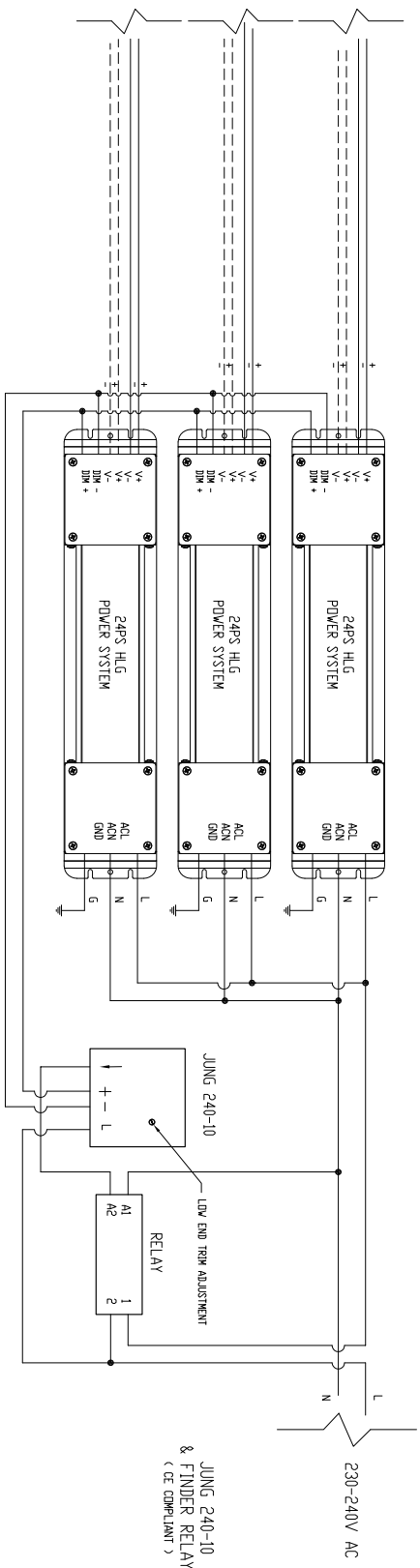
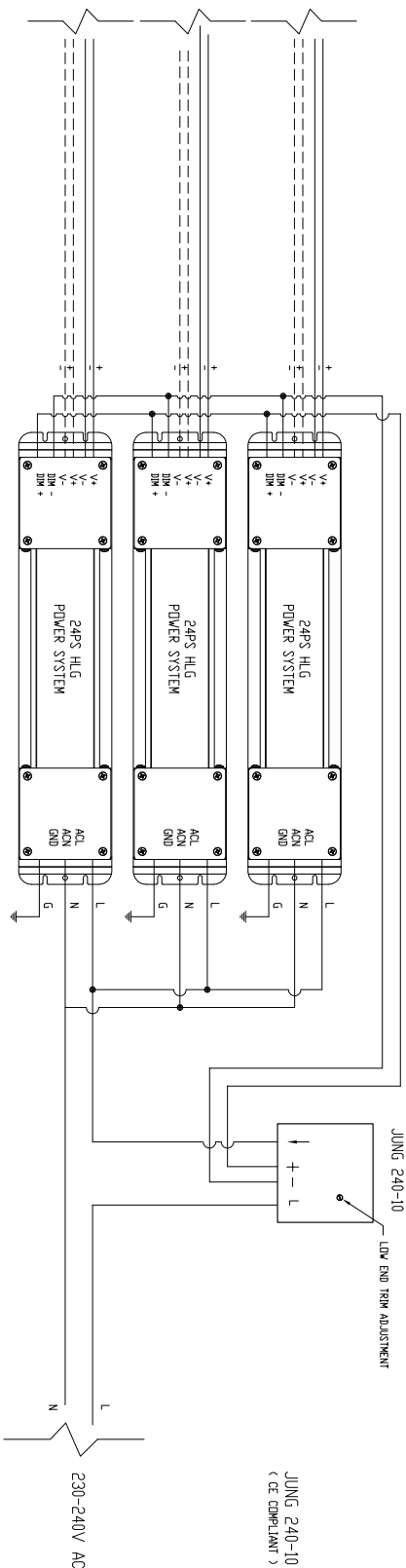
Q Z H F H E C Y X S



LUTRON DIVA
DVTV
AND
PP-DV
(UL & CSA COMPLIANT)

D	EL001455	REV A
---	----------	----------

MULTIPLE 24PS HLG POWER SYSTEMS
WITH JUNG 240-10 AND JUNG 240-10 + FINDER RELAY
DIMMING OPTION



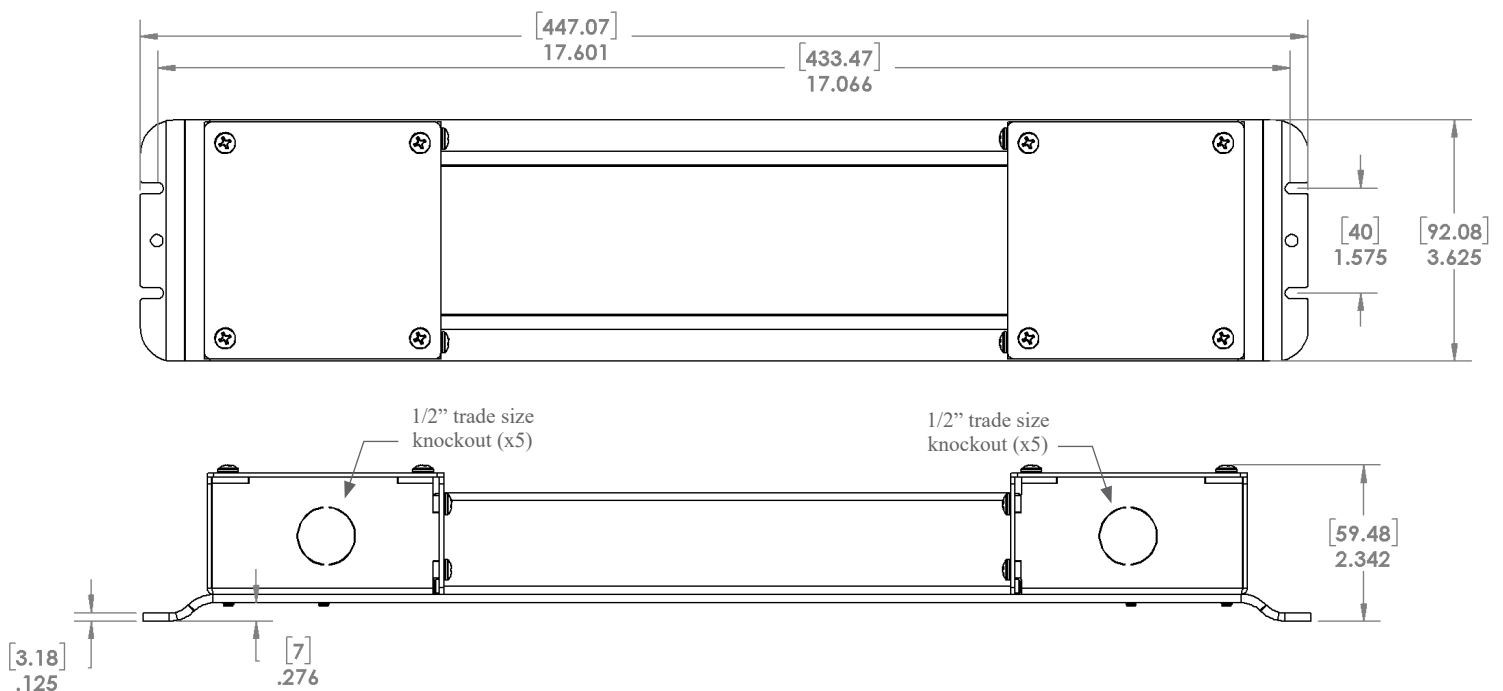
Sky Factory		REV	A
TITLE: EL001447		DATE: 02/02/2021	
DRAWN BY: SKY		CHECKED BY: SKY	
DESIGNED BY: SKY		APPROVED BY: SKY	
SCALE: 1/1		SHEET: 1/1	

Sky Factory 24PS HLG Power System Dimensions and Weights:

DIMENSIONS AND WEIGHTS				
	LENGTH	WIDTH	HEIGHT	WEIGHT
40 WATT 60 WATT	18 IN	3.7 IN	2.4 IN	3 LBS
	45.8 CM	9.4 CM	6.1 CM	1.4 KG
80 WATT 100 WATT 120 WATT 150 WATT 185 WATT 240 WATT	18 IN	3.7 IN	2.4 IN	4 LBS
	45.8 CM	9.4 CM	6.1 CM	1.8 KG
320 WATT	18 IN	3.7 IN	2.4 IN	6 LBS
	45.8 CM	9.4 CM	6.1 CM	2.7 KG
480 WATT	19.1 IN	5.8 IN	2.5 IN	8 LBS
	48.5 CM	14.8 CM	6.4 CM	3.6KG
600 WATT	19.1 IN	5.8 IN	2.5 IN	10 LBS
	48.5 CM	14.8 CM	6.4 CM	4.6 KG

- AC input wire sizes: 17 AWG on 40-600W
- DC output wire sizes: 17 AWG on 40-240W,480W; 14 AWG on 320W,600W
- Dimmer wire sizes: 20 AWG on 40-480W; 18 AWG on 600W

Mounting dimensions: 40W, 60W, 80W, 100W, 120W, 150W, 185W, 240W, 320W 24PS HLG Power Systems



Mounting dimensions: 480W, 600W 24PS HLG Power System

